



MTB ATTACHMENTS PTY LTD



MTB PRODUCT RANGE

MTB HEAVY & MEDIUM HYDRAULIC BREAKERS

MORE POWER, LESS WASTE



MTB Hydraulic Breakers are the result of 40 years' experience in hard rock applications and difficult excavation conditions. The latest generation MTB Breakers are suitable for all types of hydraulic excavators. The design and field testing of MTB breakers has been performed closely with construction, quarrying, mining and demolition clients, creating many technical developments which put them ahead of similar designed brands.

A focus of the design process has been to improve breaker performance

whilst reducing power requirements from the excavator, resulting in lower fuel consumption than other brands. MTB impact energies are higher than similar design breakers, utilise uniquely designed pistons, a special hydraulic system to prevent blank firing and suspension giving integrated noise and vibration isolation. An integrated grease system that requires no external connections ensures the breaker and tool are greased at all times.

MTB hydraulic breakers cater for all applications and excavator classes.

As MTB hydraulic breakers can be operated in any position, they can be used for any application such as oversize boulder breaking in quarrying and mining, overhead breaking in tunnelling, concrete breaking for demolition and specialised underwater projects.

With models from 100 kg to 7 tonne, supported by the largest attachments factory in the world and manufacturing over 90% of parts in house, MTB breakers are worlds ahead of other products.

		MTB65	MTB95	MTB125	MTB155	MTB175	MTB215	MTB255	MTB285	MTB365	MTB505	MTB705
WORKING WEIGHT	kg	750	900	1255	1650	1880	2200	2520	2950	3800	4500	6950
CARRIER WEIGHT	ton	7-15	9-18	14-26	16-30	21-32	24-35	26-42	33-50	40-65	45-70	60-100
TOOL DIAMETER	mm	95	100	115	125	135	145	150	160	175	190	210
MIN & MAX OIL FLOW	LPM	60-120	70-130	70-130	100-180	120-180	160-220	170-250	170-270	180-280	220-300	250-350
OPERATING PRESSURE	Bar	125	125	135	135	140	140	140	140	140	140	150
RELIEF PRESSURE	Bar	185-195	185-196	195-205	195-205	195-205	200-210	200-210	200-210	200-210	200-210	210-220
BACK PRESSURE	Bar	10	10	10	10	10	10	10	10	10	10	10
IMPACT FREQUENCY	bpm	350-700	400-700	390-700	360-650	350-550	350-550	330-525	320-520	320-510	300-420	285-400

MTB SMALL GAS & HYDRAULIC BREAKERS

YOUR SMALL FRIEND FOR BIG JOBS



Small Series MTB hydraulic breakers help get the job done with high power, performance and productivity. Suitable for 1-12 tonne class skid-steer-loaders, mini-excavators and backhoe loaders. They can be utilised for any trenching, ditching, excavation, demolition, scaling in tunnel applications or wherever the carrier machine can be operated.

The Small Series MTB hydraulic breaker range provides customers with two different designs – a “Gas Type” and “Hydraulic Type”

MTB Gas Type Hydraulic Breakers

This type of hydraulic breaker generates impact energy from the carrier provided hydraulic pressure and a nitrogen gas pressure accumulator, working together at the top of the piston. Gas Type MTB Hydraulic Breakers provide effective power and performance at an economic investment. They can be operated at a higher back pressure than a hydraulic type breaker.

MTB Hydraulic Type Breakers

This type of breaker generates impact energy only by hydraulic pressure. There is no gas chamber at the top of piston, however there is a hydraulic accumulator. The hydraulic accumulator regulates the pressure in the hydraulic circuit to prevent oil pulsation, storing hydraulic energy for use at time of impact. Hydraulic Type MTB breakers provide high class performance and easy operation for our customers.



MTB Small Gas Type Hydraulic Breakers

		MTB9	MTB11	MTB15	MTB21	MTB30	MTB40
WORKING WEIGHT	kg	80	120	165	215	300	460
CARRIER WEIGHT	T	0.7-1.8	1-3	1.5-4.5	2.5-6	3-8	4-12
TOOL DIAMETER	mm	38	45	50	68	70	80
OIL FLOW RANGE	LPM	15-30	20-35	20-35	30-60	30-65	45-100
OPERATING PRESSURE	Bar	120	120	120	120	120	120
IMPACT ENERGY	J	120	200	230	450	840	980
FREQUENCY	bpm	780-1440	1140-1365	600-1150	600-1140	390-1000	450-1000




MTB Small Hydraulic Type Breakers

		MTB25	MTB36	MTB45
WORKING WEIGHT	kg	310	400	490
CARRIER WEIGHT	T	3-8	3-9	5-12
TOOL DIAMETER	mm	70	75	85
OIL FLOW RANGE	LPM	30-60	50-100	50-100
OPERATING PRESSURE	Bar	120	120	120
IMPACT ENERGY	J	470	900	1060
FREQUENCY	bpm	500-950	520-1000	500-900

MTB COMPACTOR

FAST COMPACTION

MTB Hydraulic Compactors can be used in compaction of soil, granular material, pile and sheet driving. With optimised mounting of the compaction plate to the hydraulic motor, MTB compactors are efficient and help get the work done quickly.



		CMP16	CMP40	CMP70	CMP120
OPERATING WEIGHT	kg	240	505	865	1020
CARRIER WEIGHT	T	1-5	5-10	10-20	20-50
POWER	kg	1550	3000	6000	9900
FREQUENCY	N/min	2100	2000	2000	2100
OPERATING PRESSURE	Bar	150	150	150	150
OIL FLOW	LPM	35	75	110	210
HEIGHT C (WITHOUT BRACKET)	mm	550	550	700	750
BOTTOM PLATE A x B	mm	450 x 950	690 x 870	840 x 1050	860 x 1100

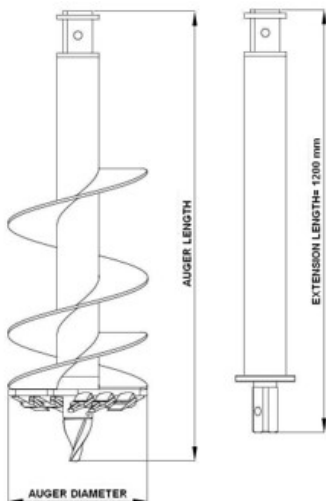
MTB HYDRAULIC AUGERS

ADAPTABLE, DURABLE, PROFITABLE

Easy to mount on on skid steer loaders, tractors, mini excavators, excavators, backhoes and many other carriers MTB hydraulic augers are an economical and robust solution for drilling holes for fence posts, poles, foundations and landscaping. Applications specific wear parts and augers mean our auger packages can be tailor made to suit your needs.



MTB Auger Drive Units



		AGR 3	AGR 5	AGR 8	AGR 13	AGR 18	AGR 25
AUGER WEIGHT	kg	90	98	107	155	162	312
CARRIER WEIGHT	T	0.75-2	2-5	5-8	8-25	20-32	20-40
OUTPUT TORQUE	Nm	1700	3250	5600	12100	17700	32500
WORKING PRESSURE	Bar	240	240	240	240	240	240
OIL FLOW	LPM	15-45	25-60	25-75	90-180	90-220	90-220
SQUARE DRIVE	mm	57	57	57	75	75	100
SPEED	RPM	30-90	35-85	18-55	35-70	20-52	12-26
SUITABLE AUGER		MA20-MA60	MA20-MA60	MA20-MA60	MA20-MA120	MA20-MA150	MA20-MA150

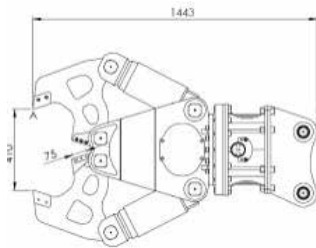
MTB Auger

		MA20	MA25	MA30	MA35	MA40	MA45	MA50	MA60	MA75	MA80	MA90	MA100	MA120	MA150
DIAMETER	mm	200	250	300	350	400	450	500	600	750	800	900	1000	1200	1500
LENGTH	mm	900	900	900	1200	1200	1200	1200	1200	1200	1200	1600	1600	1600	1600

MTB CRUSHER & PULVERISERS

DEMOLITION, CUTTING & PULVERISING

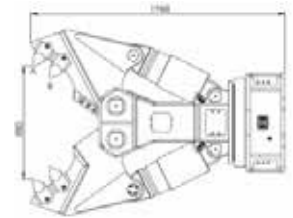
All MTB Demolition attachments feature integrated 360 degree rotation with forged gears and reinforced shafts in the rotation motors, mono-block piston design, replaceable blades and speed-up valves to increase productivity. Combined with hardox reinforced construction, MTB demolition attachments can be used on the toughest jobs.



MTB Crusher

CRS04

WEIGHT	kg	475
CARRIER WEIGHT	T	5-8
CRUSHER FORCE	T	50
BLADE LENGTH	mm	75
JAW OPENING	mm	410
LENGTH	mm	1450
CYLINDER PRESSURE	Bar	250
CYLINDER FLOW	LPM	80-120
ROTATION PRESSURE	Bar	100
ROTATION FLOW	LPM	20-30



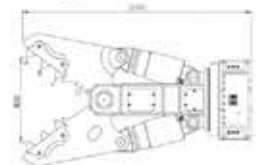
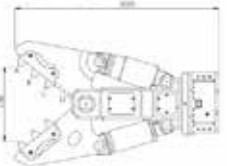
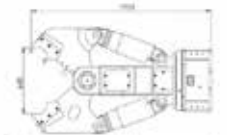
MTB Crusher

CRS20

WEIGHT	kg	2200
CARRIER WEIGHT	T	22-35
CRUSHER FORCE (A-B)	T	105-128
BLADE LENGTH	mm	250
JAW OPENING	mm	880
LENGTH	mm	1990
CYLINDER PRESSURE	Bar	350
CYLINDER FLOW	LPM	250-300
ROTATION PRESSURE	Bar	110
ROTATION FLOW	LPM	20-4

MTB Demolition Crusher & Pulverisers

		DCR10	DRC15	DRC20	PLV30	PLV30R
WEIGHT	kg	1380	1750	2300	2450	3000
CARRIER WEIGHT	T	14-20	18-28	22-40	22-40	28-40
CRUSHER FORCE (A-B-C-D)	T	78-112-204	80-104-147-246	91-117-158-315	93-166-332	93-166-332
BLADE LENGTH	mm	180	180	180	180	180
JAW OPENING	mm	660	730	800	850	850
LENGTH	mm	1825	2000	2190	2225	2225
CYLINDER PRESSURE	Bar	350	350	350	350	350
CYLINDER FLOW	LPM	160-180	160-180	160-180	250-300	250-300
ROTATION PRESSURE	Bar	110	110	110	110	110
ROTATION FLOW	LPM	25-50	25-50	25-50	25-50	25-50



MTB PARTS

COST EFFECTIVE & HUGE AVAILABILITY

MTB Attachments stock a large range of parts and tools for 90% of the breakers working in the Australian market today. With manufacturing experience in hammer parts dating back to 1972, these items can be equal to or better than OEM, in some cases providing better working life at a much lower cost. All items are manufactured in house and tested prior to release to the market.





MTB ATTACHMENTS PTY LTD

www.mtbattachments.com.au | E: info@mtbattachments.com.au

VICTORIA & TASMANIA



Breakthru Hammers

32 Freight Drive
Somerton VIC

T: 03 9308 8202

E: sales@breakthruhammers.com.au

www.breakthruhammers.com.au

MTB ATTACHMENTS DEALERS:

QUEENSLAND & NORTHERN TERRITORY



BA Equipment Group

76 Dulacca Street
Acacia Ridge QLD

T: 07 3635 7333

E: mtb@baeg.com.au

www.baeg.com.au

WESTERN & SOUTH AUSTRALIA



BA Equipment Group

33-35 Denninup Way
Malaga WA

T: 08 9248 9800

E: mtb@baeg.com.au

www.baeg.com.au